

2025

PORTFOLIO





PARISHUNT


INTERIOR DESIGN WORK
UCLA EXTENSION STUDENT
GRADUATION DECEMBER 2026



Hi! I'm Paris.

 Phone Number 949-547-5245

 E-mail paris.hunt2018@gmail.com

 LinkedIn parishunt

About Me

Hello! My name is Paris Hunt, I'm an aspiring interior designer with a BA in Art History, currently pursuing a certificate in interior design at UCLA . My love for design extends across many forms including drawing, painting, interiors, graphics, photography, and sculpture. With a strong foundation in customer experience and academic expertise in art history, I bring a unique perspective to the field of interior design. Outside of design, I'm a coffee enthusiast and love to read, and I always enjoy connecting with people. I'm eager to contribute my creativity and collaborative spirit to an internship or junior position, where I can continue learning, growing, and creating .

Resume.

Education

University of Washington

Bachelors Degree - Art History

2018 - 2022

University of California Los Angeles

Interior Design Extension

CIDA Certified

2025 - 2026

Relevant Experience

Operations Coordinator

Dec. 2025 - Current
Bellevue, Washington

We. Communications

- Assisted in office operations and vendor coordination. Worked on signage, support, real estate, and office renovations.
- Passionate about transitioning into interior design, bringing operational expertise and a deep appreciation for form, function, and visual storytelling.

Extracurriculars

American Society of Interior Designers (ASID)

Sept. 2025 - Current

Club Member - Washington State Chapter -Seattle, WA

- Engage with design industry leaders in my area to expand my knowledge and explore opportunities as a student.
- Gather insight on refining my portfolio to make a lasting impression on potential employers.

International Facility Management Association (IFMA)

Sept. 2025 - Current

Club Member - Seattle Chapter -Seattle, WA

- Participating in educational events and webinars to deepen understanding of space planning, workplace strategy, and sustainable design practices.
- Staying current on trends in workplace environments, materials, and building systems to enhance design literacy

Skills.



Technical Skills

Design and Drafting Software



SketchUp

Proficiency



AutoDesk Revit

Proficiency



Enscape

Proficiency



AutoCAD


Proficiency



Adobe Suite

Proficiency

Photoshop



Illustrator

Proficiency



Hand Drafting

Proficiency



Rayon

Proficiency



Productivity and Presentation Tools



Canva

Proficiency



Google Suite

Proficiency



Microsoft Office

Proficiency



Professional Skills

Before pursuing interior design, I spent nearly a decade in customer-facing service roles, where I learned to collaborate, listen to guest needs, and adapt in stressful environments. These experiences also honed my work ethic, leadership skills, and problem-solving abilities, all of which I now apply to my design work with a focus on delivering exceptional results.

- Customer Service Excellence
- Attention to Detail
- Collaboration
- Creative Thinking
- Active Listening



Projects.

Creative Framework

My design approach is heavily influenced by my lifelong appreciation for art and art history. In high school I joined my school's art magnet program, where I took a specialized curriculum to enhance my artistic prowess. It was here that I first knew that art and design would always be a part of my life.

In college, I took my first art history class and learned to do a visual analysis. The ability to look at any form of media in the context of the entire history of art gave me the ability to see beyond aesthetics and understand the deeper context of visual choices, like how color, form, and composition communicate meaning. This skill has become central to my design approach. Whether I'm selecting materials, planning spatial layouts, or curating objects within a room, I consider how each element contributes to the overall narrative of the space.

My art history background also taught me to appreciate the evolution of style and the cultural significance of design movements. I often draw inspiration from historical references, reinterpreting them in modern ways to create interiors that feel both timeless and personal.

Ultimately, I approach design with the same curiosity and critical eye I developed through studying art: always asking what story a space tells, and how it can be shaped to reflect the people who exist in it.



Project One: Venice Beach Loft

Project Two

Project Three: Palm Spring Pattern

Project Four: Hand Drafting Portfolio

Personal Work

Left: MattoBoard
Vintage Coastal Moodboard



Project 1

Venice Beach Loft

Hand Drafted, Canva, Photoshop, Illustrator, Revit
: 2025

In this extensive assignment, I practiced making...

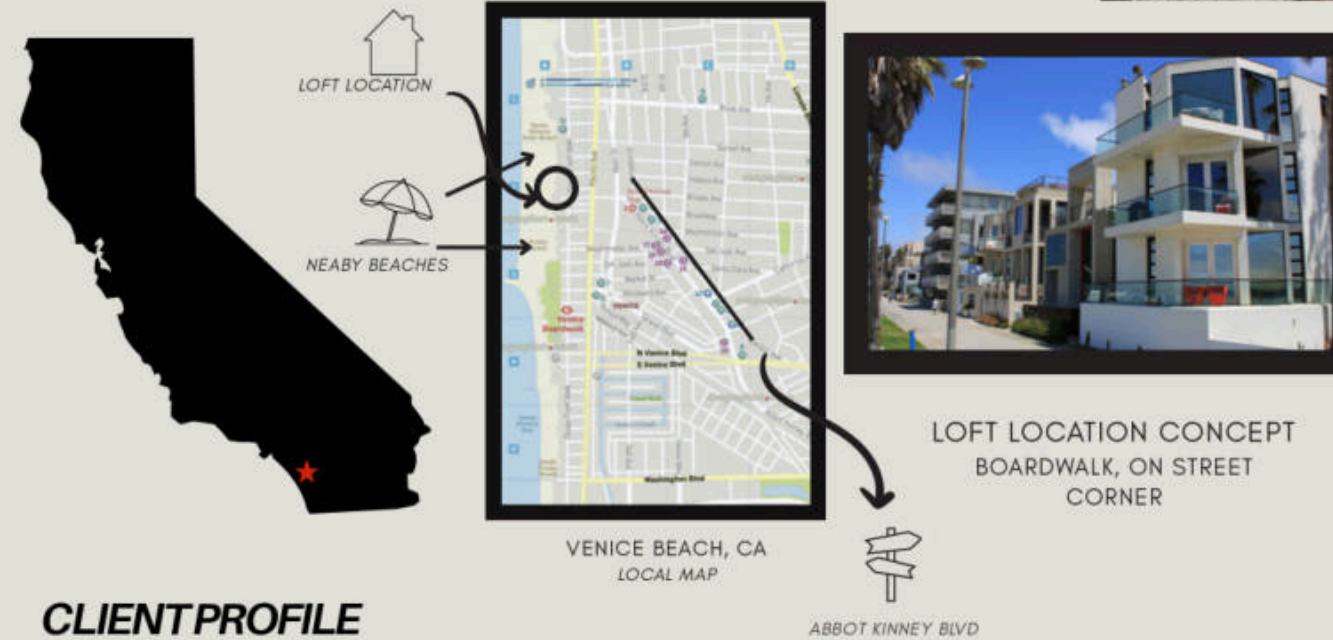
- A location report
- Floorplan including a staircase
- Architectural sketches in one point and two point perspective
- A cohesive design concept with a mood board and color palette
- A furnished floor plan
- An RCP Floorplan and Lighting Schedule
- Loft section elevations

I completed all drafts by hand, compiled everything in Canva, and made finishes in photoshop.

The concept for this loft design was inspired in the very neighborhood it's located in- Venice Beach California. I was inspired by the relaxed edge of this neighborhood, while also knowing that there is a certain wealth and glamour to LA that should be woven throughout the space. The bones of the loft will have an industrial look, with concrete walls, reclaimed wood floors, and black details. The furnishings will be lavish and chic, with materials like velvet, chrome, and fun prints.

Introduction

Venice Beach loft describing as 'industrial glamour'. Stern materials like concrete coupled with lush, striking decorating and art. Will be a cozy, creative space that has a glamorous, youthful, Californian edge.




CLIENT PROFILE

The clients for this project are a young couple in their early thirties. The husband is a successful artist, and in his free time enjoys surfing and running. The wife is an actress and loves to go to the beach and try out new recipes. For their space they wanted something very open yet functional and needed an office and guest bedroom for visitors. They wanted their loft to reflect the spirit of Venice beach—edgy, playful, Californian, and unique. The clients described during their onboarding that they were drawn towards modern and midcentury design, and they opposed styles like farmhouse, and contemporary. They are both creatives and wanted a creative space, with interesting decor and contrast.

DESIGN GOALS

- 1 An Interconnected Space**
Design a space where each room flows into the next. An open floor plan will allow for flexibility for the client.
- 2 Contrast as the Focus**
The space is grounded yet refined, feminine and masculine, confident yet quiet, and curated yet relaxed.
- 3 Everything They Need**
The clients requested specific features to their loft, including a guest bedroom, office, walk in closet, patio, and a large kitchen.

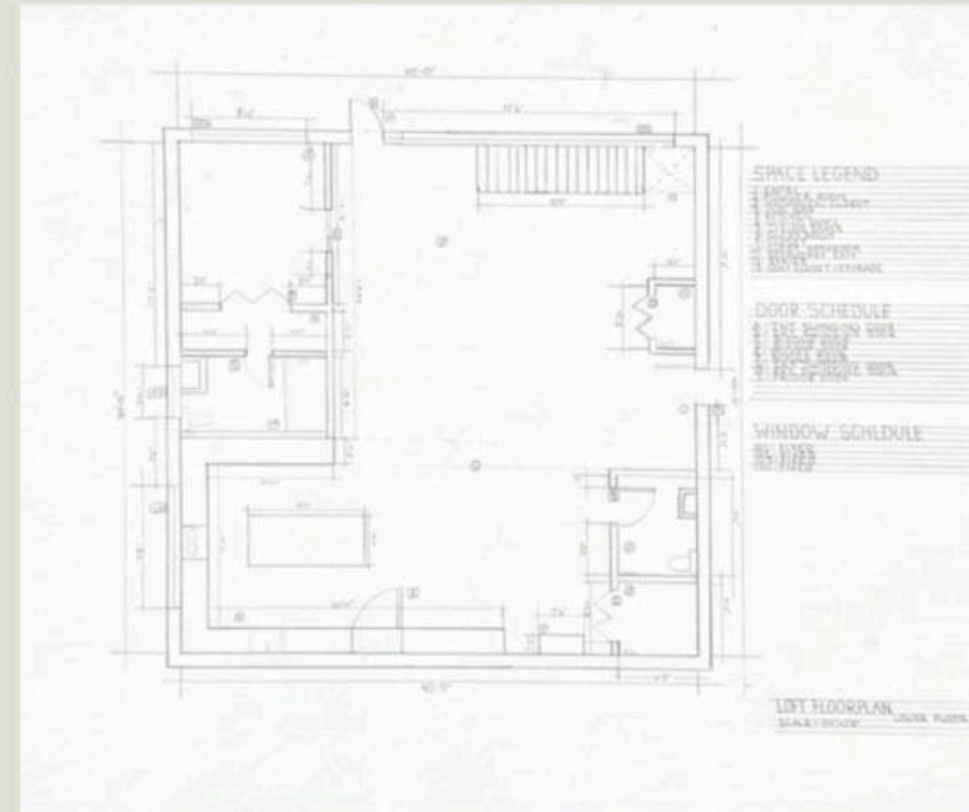


Space Planning

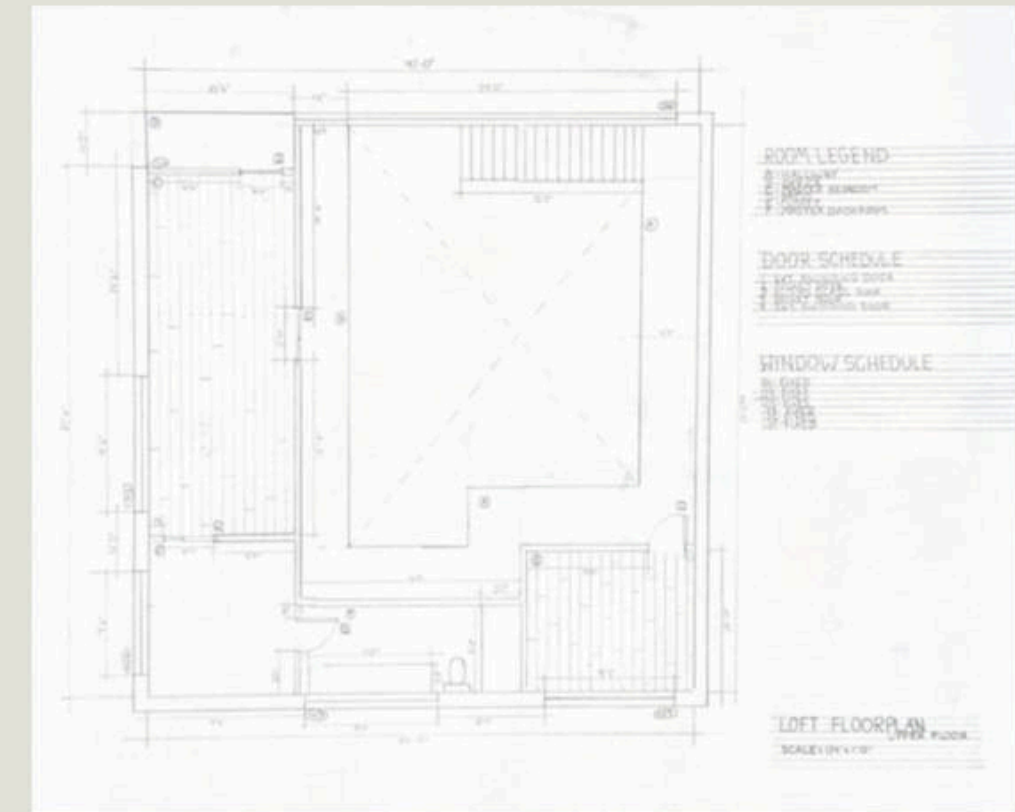
3 Finalized Floorplans

Using my sketches, I hand-drew a floor plan to showcase the space on a 1/4" in = 1ft scale.

LOWER FLOOR PLAN



UPPER FLOOR PLAN



LOWER FLOOR SKETCHES



UPPER FLOOR SKETCHES



1 Initial Bubble Sketches

In these sketches I used bubble diagrams to get an initial idea of what I wanted the space to look like. My first upper floor sketches included a 'U' shape that I continued into the other iterations.

2 Refined Sketches

I took bits and pieces from my bubble sketches and compiled them into a finalized sketch. I included furniture to also help get a feel for the space.



FINALIZED SKETCH

- Plan includes
- Entryway
 - Powder Room
 - Mechanical Room
 - Kitchen Space
 - Dining Area
 - Living Room
 - Guest Bedroom
 - Guest Bathroom
 - Secondary Exit
 - Pantry
 - Mini Bar



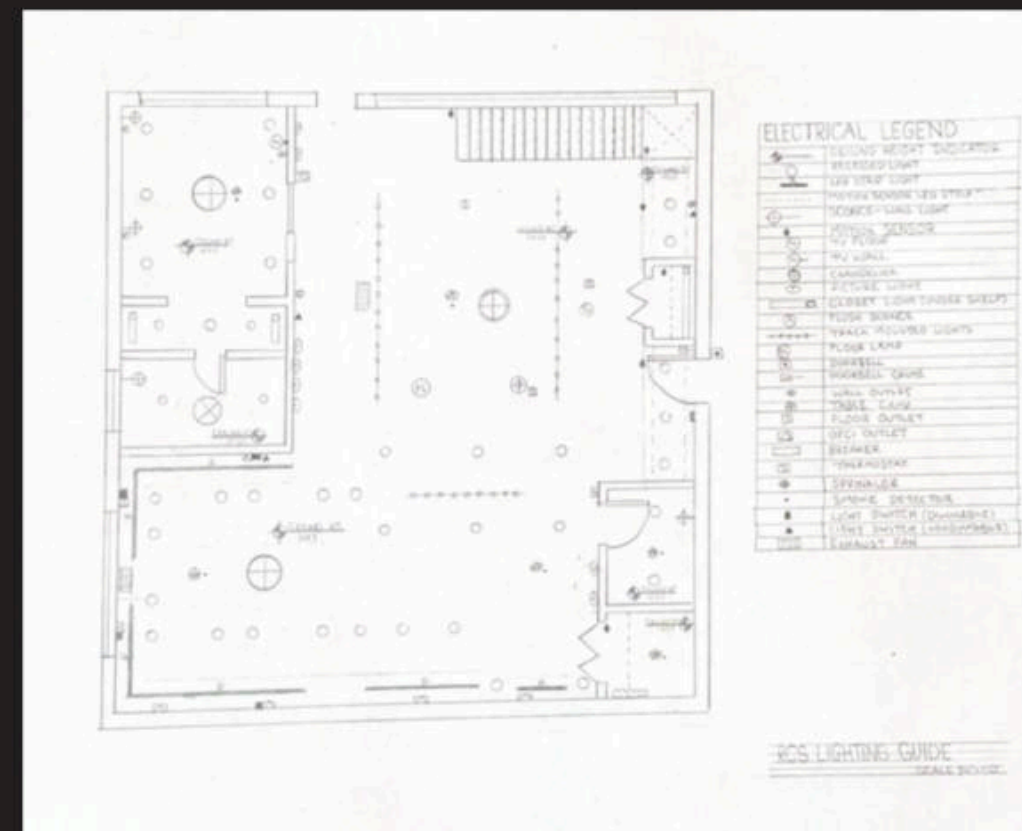
FINALIZED SKETCH

- Plan includes
- Master Bedroom
 - Closet
 - Bathroom
 - Office + Lounge
 - Patio

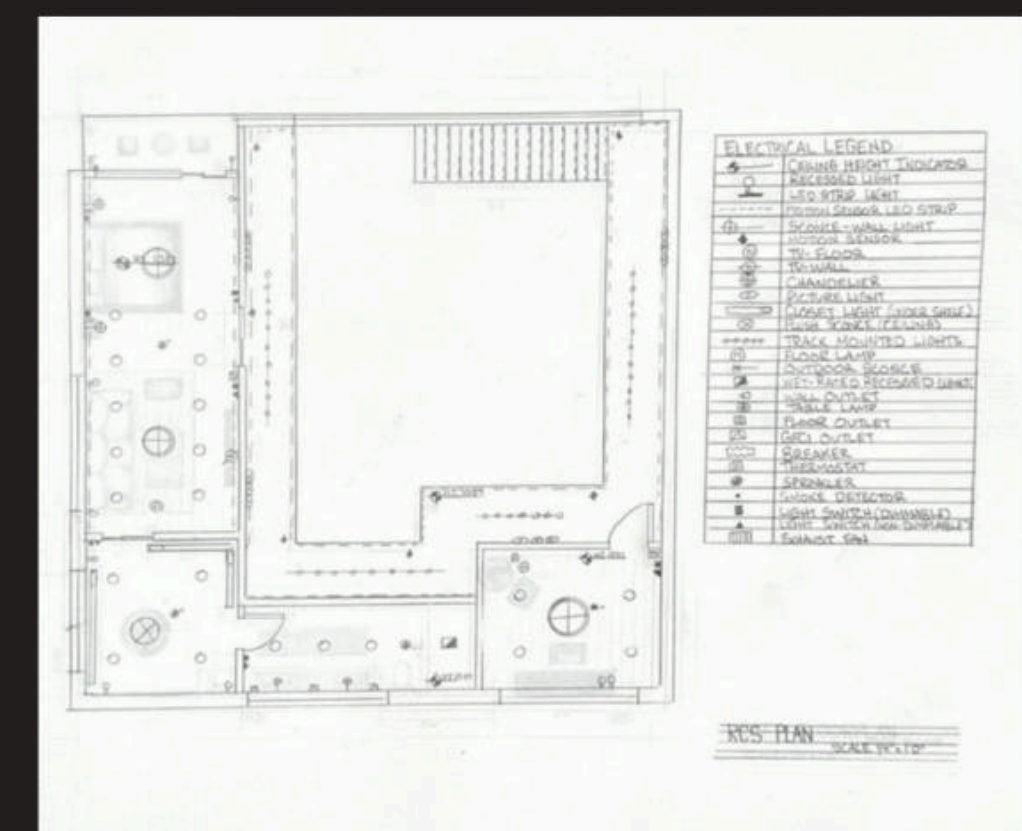
4 Reflected Ceiling Plan

Using my sketches, I hand-drew a reflected ceiling plan to showcase the space on a 1/4" in = 1ft scale.

LOWER REFLECTED CEILING PLAN



UPPER REFLECTED CEILING PLAN




Furniture Selection Example

Using Photoshop, I created a showcase of how different materials, textures, and furniture may look together.

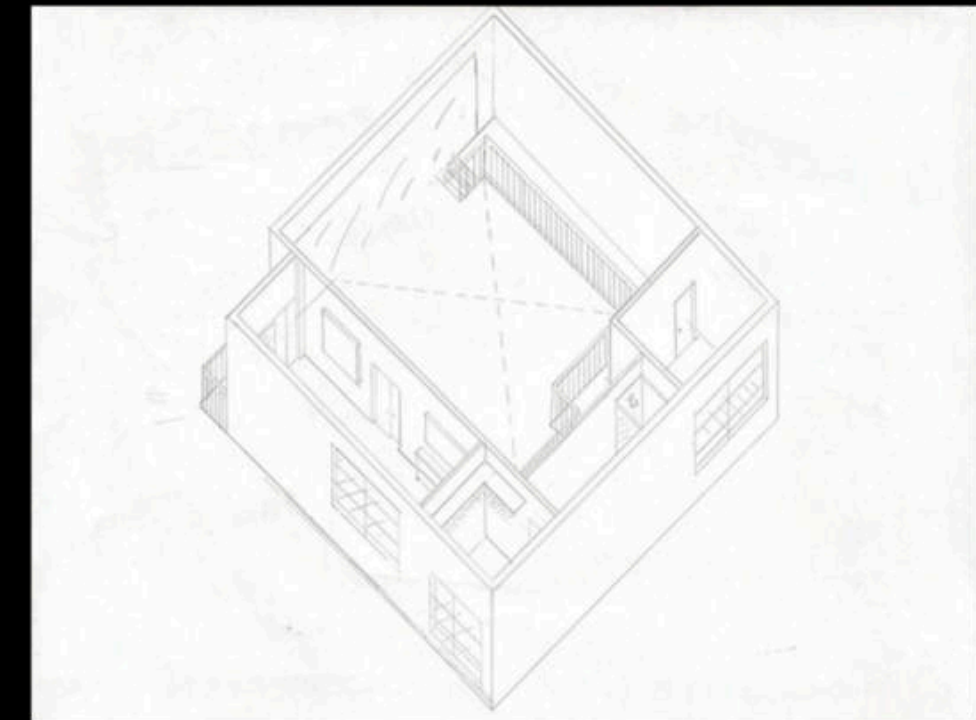


Axonometric Views

Using my floorplans, I drew an axonometric view by hand to showcase the space in 3D



LOWER FLOOR



UPPER FLOOR

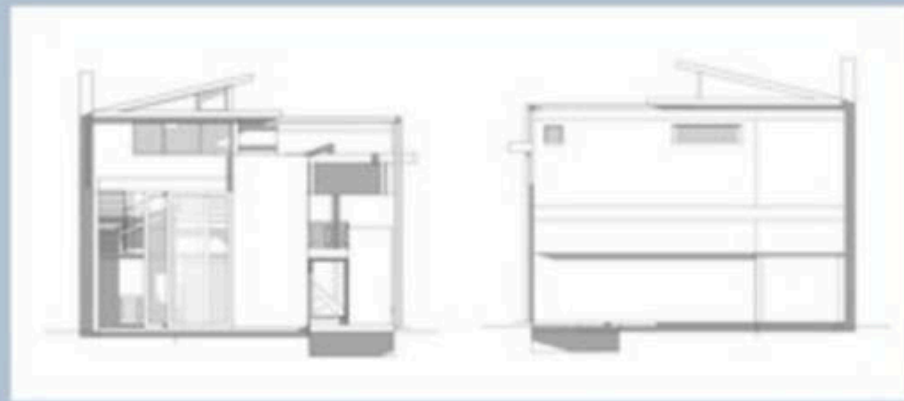
Project 3

700 Palms

Sketchup, Photoshop

: 2026

For this assignment for my Digital Presentation III Class, we practiced learning and using Sketchup and rendering software to create a 3D Model from Architectural drawings (below). The final project (left) had us demonstrate our ability to create various architectural views, elevations, floor plans, and renderings. I assembled them into a presentation board using photoshop.



WEST ELEVATION

EAST ELEVATION

AERIAL PERSPECTIVE



INTERIOR LIVING



FRONT ELEVATION



BACK ELEVATION


700 Palms Residence

VENICE, CA

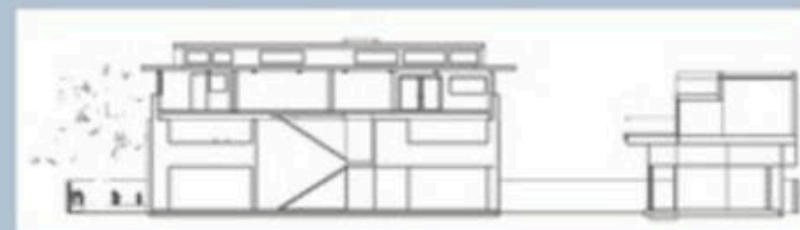
Paris Hunt / Mark Owen / Digital Presentation III / Winter 2025



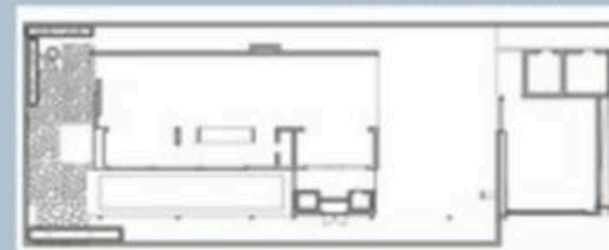
INTERIOR BEDROOM



EXTERIOR POOLSIDE



SECTION CUT



BOTTOM FLOOR PLAN

Project 3

Palm Springs Pattern

Canva, Photoshop, Illustrator

: 2025

The initial concept for this design revolved around creating a pattern for a color theory class. For that assignment I chose to create a pattern for a palm springs hotel. Following the completion of the class, I decided to expand upon the assignment and create a full design concept for the fictional hotel, utilizing the pattern as a launching point. This project showcases my creation of the pattern as well as a complete design outline with concept development, mood boards, renders, and floorplans.

Introduction

My concept for this project was to create a wallpaper design for a hotel in Palm Springs, California. This hotel would strive to embrace the funky desert modernism design that the city is known for, with a bold design that feels versatile yet specific to the era.

INITIAL RESEARCH

Palm Springs is a global icon of desert modernist design. The style emerged in the mid-20th century and reflects the broader mid-century modern movement. It emphasizes clean lines, open spaces, and a connection to the outdoors.

Patterns from the era are often geometric and abstract. These bold designs add energy and contrast to the simplicity of the architecture and interiors. While mid-century palettes tend to be warm and earthy, Palm Springs is known for its playful use of bright colors like turquoise, coral, and lemon yellow.

THE HOTEL

I imagined the fictional hotel for this project to be a classic example of desert modernist design. The property would cater to the vibrant crowds that Palm Springs draws, relying heavily on desert modernism. I researched popular properties and used them as inspiration.



The Skylark Hotel Palm Springs



Limon Palm Springs



Desert Star Palm Springs



The Palm Springs Hotel

1 Iconic, Not Overdone

When designing the concept for the hotel, I wanted to pay homage to desert modernism but give it a unique feel that doesn't seem overdone in the area.

2 Versatility of the Pattern

The pattern I would design needed to be able to be bold, but could also be translated to fit more neutral contexts.

3 Color as Storytelling

The colors should represent the mood of the hotel, while also creating a space that is comfortable and inviting.

Pattern Development

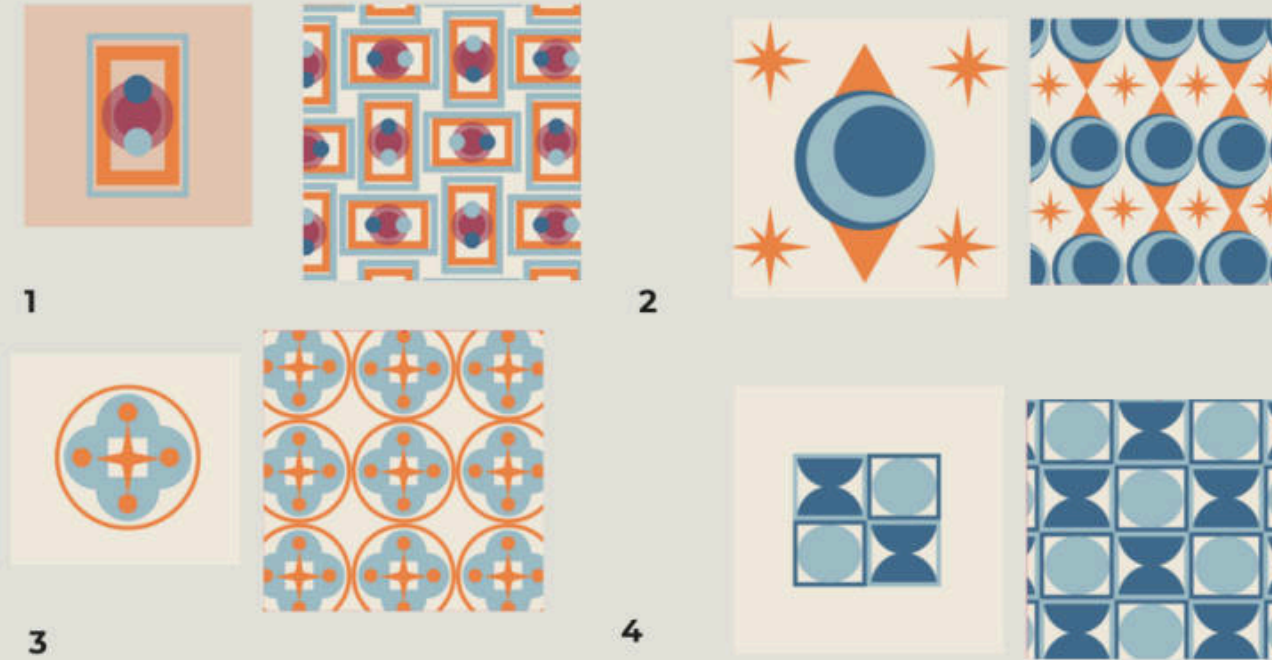
1 Pattern References

Below are patterns that I viewed that I thought were indicative of the mid-century style. I used these patterns as references when looking at my own pattern design.



2 Pattern Drafts


Below are patterns that I made in illustrator. I knew I wanted to keep the design simple, and I used basic shapes to form an initial object. From forming the design I arranged the shapes in varying patterns. Many of the pattern references that I looked at from this design period place the emphasis on striking color combinations



3 Pattern Examples

Color Iterations


Room Color Palette: Complimentary



Pattern 1: Wallpaper Monochromatic

For this iteration of the pattern, I utilized a simplistic monochromatic palette of light and dark blue. For the blue I used a hex-code match from the blue of the sky in a photograph of palm springs, bringing the unending summer inside. For the room design, I paired the blue with warm brown, orange, and yellow tones, and anchored everything with black.

Room Color Palette: Complimentary



Pattern 2: Rug Split Complimentary

For this iteration of the pattern, I created a split complimentary scheme consisting of orange, purple, and yellow for a rug. This rug is bold and bright, so I knew that it would go best with a complimentary color scheme to even it out, as well as grounding dark colors. To do this I selected a teal abstract painting, as well as dark furniture and trimmings. This bold rug would do well in a dining nook of a master suite, as a bright umbrella that contrasts against the teal water of a pool, or as a pillow on an eclectic bed.

4 Finalized Render Examples



Project 4

Hand-Drafting

*Completed in Design Communication 1
:2025*

If the embedded portfolio doesn't work

[Click Here](#)

This project served as an introduction to manual drafting, allowing me to create a variety of architectural drawings and develop proficiency with traditional drafting tools. It also deepened my understanding of spatial planning, scale, and proportion, which are key elements in creating interior environments that are both functional and visually appealing.



Miscellaneous Work

Color Study

Gouche paint on Bristol paper

: 2025 - Color Theory and Application Class

Excerpt from the Assignment

I feel like my final product is a great representation of my design style which is full of contrast. The natural subject matter of the peony is contrasted with the graphic design of the final product. This project allowed me to explore how color can be used not only to evoke emotion but also to communicate deeper layers of symbolism and personal narrative.



Phone Number

949-547-5245

E-mail

paris.hunt2018@gmail.com

LinkedIn

parishunt

Instagram

paris.hunt

**CONTACT
ME!**